



Brianna Belcourt

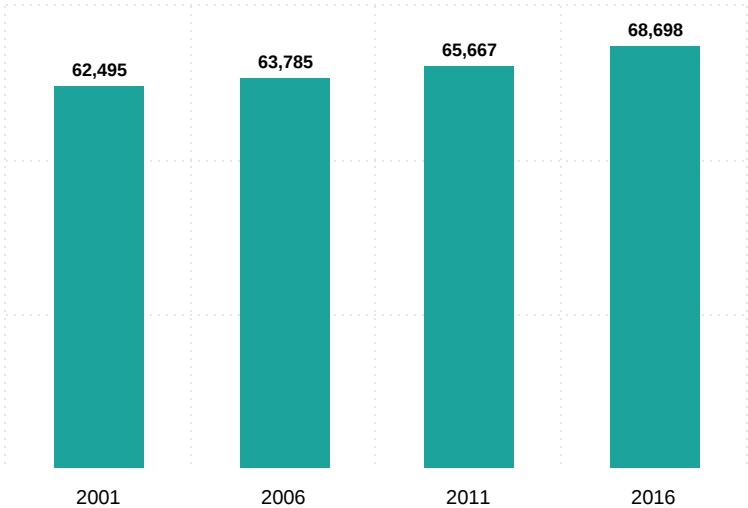
Junior Planner

 (705) 728-4784

 brianna.belcourt@springwater.ca

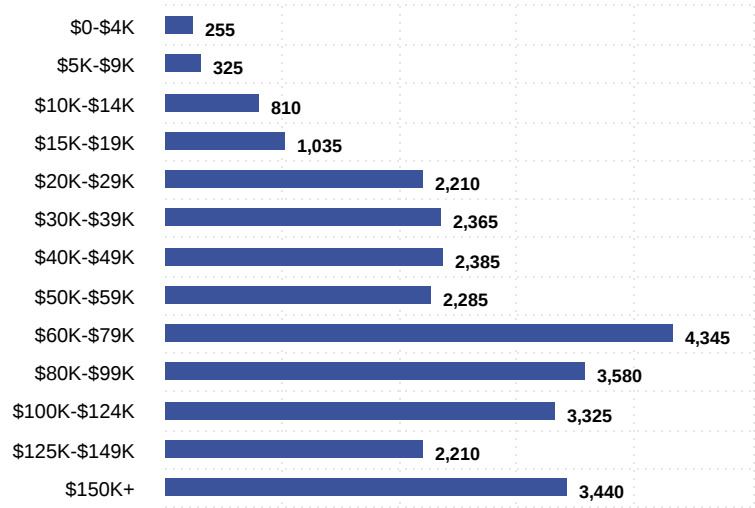
| Our Story

Population



Powered By Townfolio

Household Income



Powered By Townfolio

Key Metrics

Total Population
68,698

Median Household Income
N/A

number of aboriginal population
2,465

%of Male Population
48.59

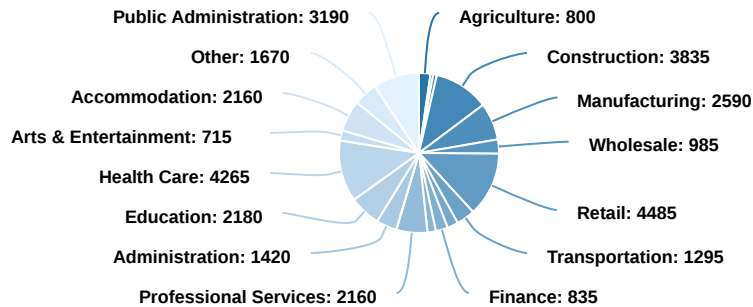
Total Number of Visible Minorities
1,235

Median Age
N/A

% of Female Population
51.41

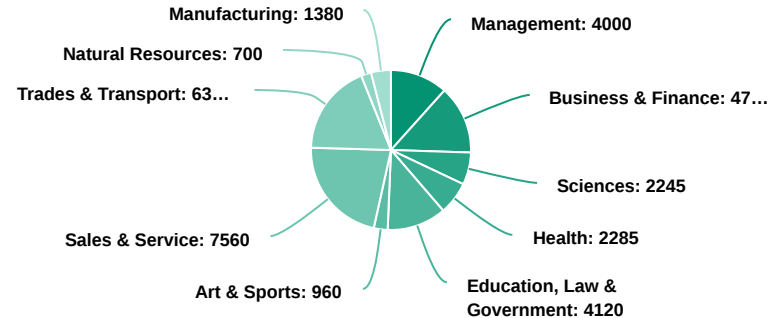
Largest Age Cohort
Ages 55-59

Labour Force By Industry



Powered By Townfolio

Labour Force By Occupation



Powered By Townfolio

Key Metrics

Total Labour Force
34,365

Employment Rate
57.5%

Largest industry by labour force
Retail

Small industry by labour force
Management

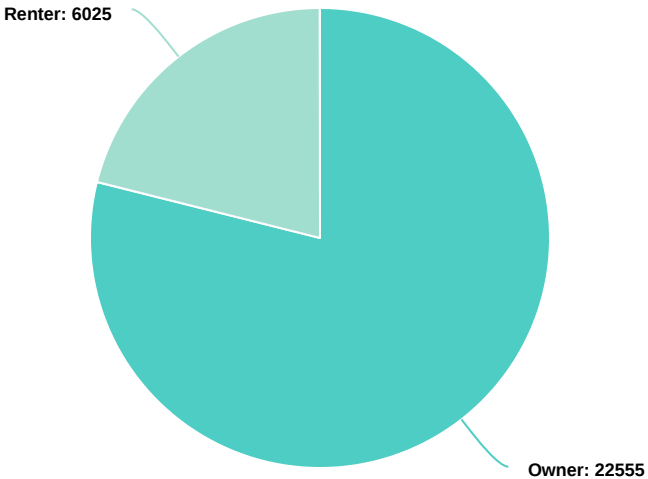
Participation Rate
61.4%

Unemployment Rate
6.3%

Largest industry by occupation
Sales & Service

Small industry by occupation
Natural Resources

Home Ownership



Powered By Townfolio

Dwellings by Bedroom

Key Metrics



Number of Renters
6,025



Number of Home Owners
22,555



Most Popular Dwelling Size
1 Bedroom or Less



Least Popular Dwelling Size
1 Bedroom or Less

Key Metrics



Average Rents 2016
856



Housing Prices 2016
324,400

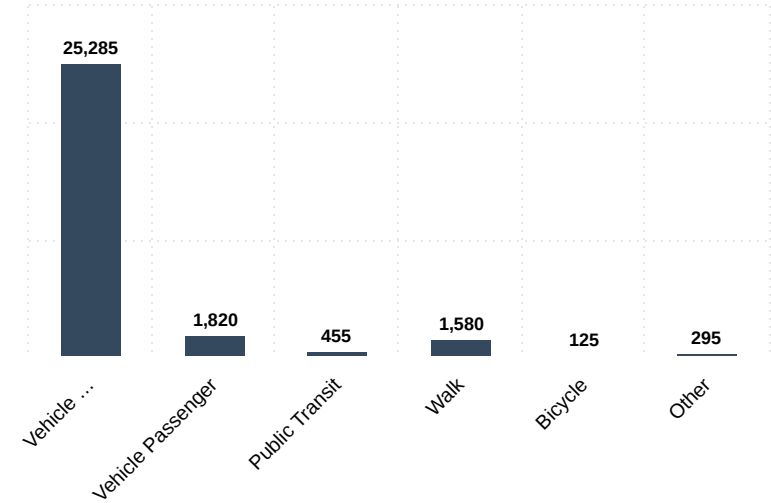


Construction Period
N/A



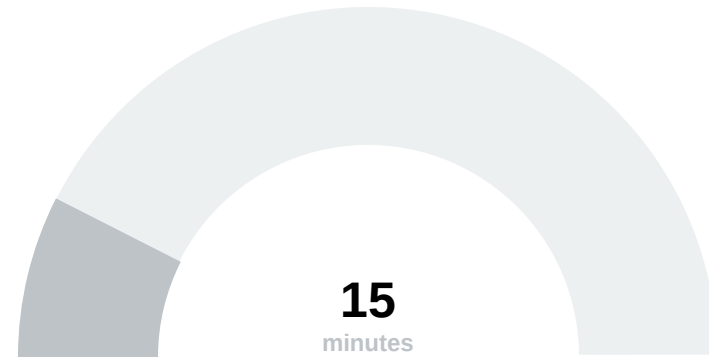
Vacancy Rates
N/A

Modes of Transportation



Powered By Townfolio

Commute Times



Powered By Townfolio

Key Metrics

Most Used Transportation
Vehicle Driver

Busiest Time On Roads
N/A

Residents Driving Outside Region
10,885

Residents Driving Outside Province
425

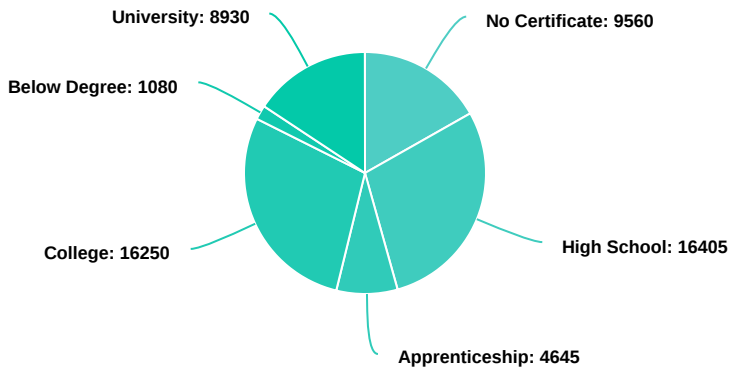
Residents Who Work Locally
6,190

Vehicle Drivers
85.54%

Residents Using Public Transit(%)
0.00%

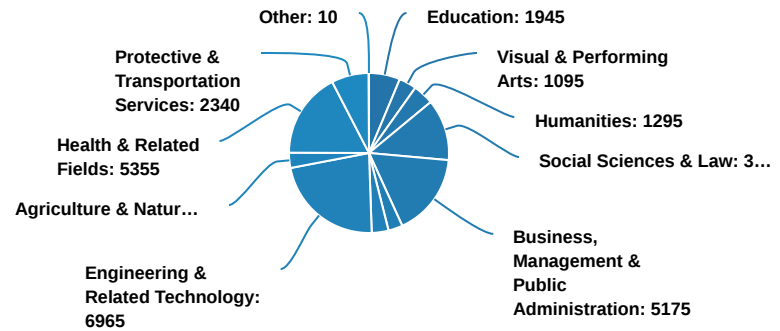
Residents Using Bicycle(%)
0.42%

Education



Powered By Townfolio

Major Field of Study



Powered By Townfolio

Key Metrics

Dominant Level of Education
High School

Most Popular Educational Destination
N/A

Most Popular Field of Study
Engineering

Least Popular Field of Study
Other

Key Metrics

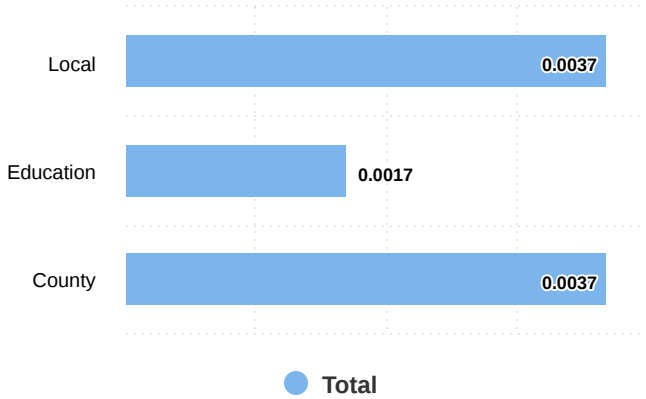
Study in Health Field
17.32%

Study in Mathematics
3.40%

Study in Agriculture Field
3.07%

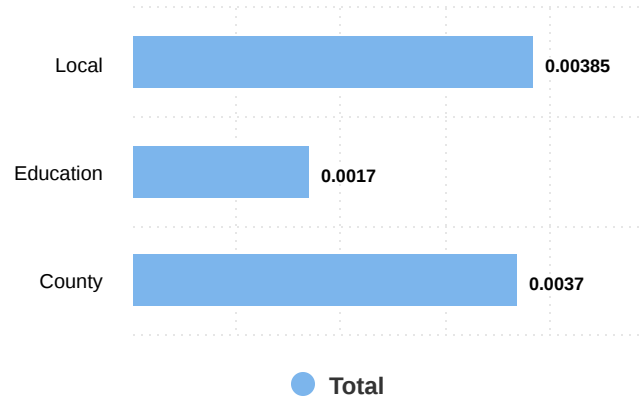
Study in Business
16.74%

Municipal Tax Rates (Beckwith)



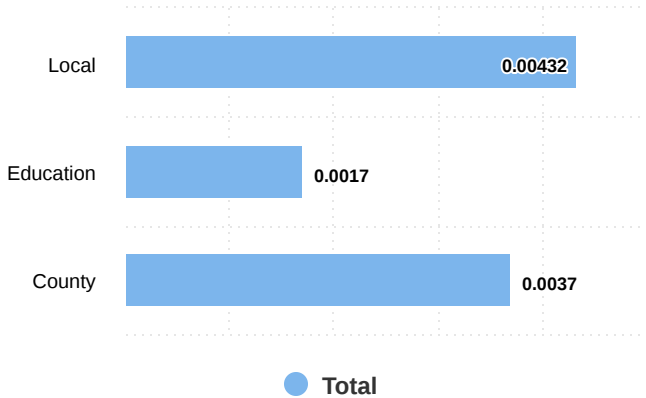
Powered By Townfolio

Municipal Tax Rates (Drummond and Elmsley)



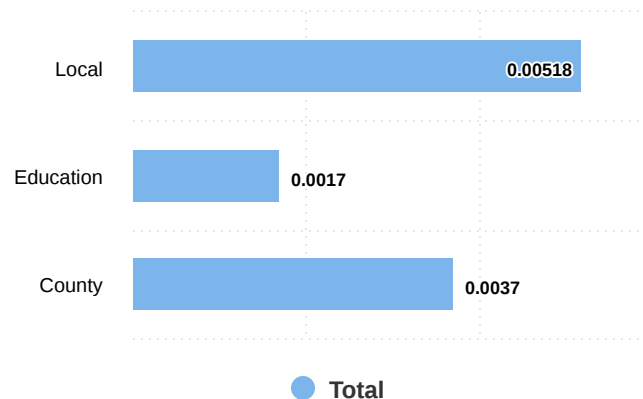
Powered By Townfolio

Municipal Tax Rates (Tay Valley)



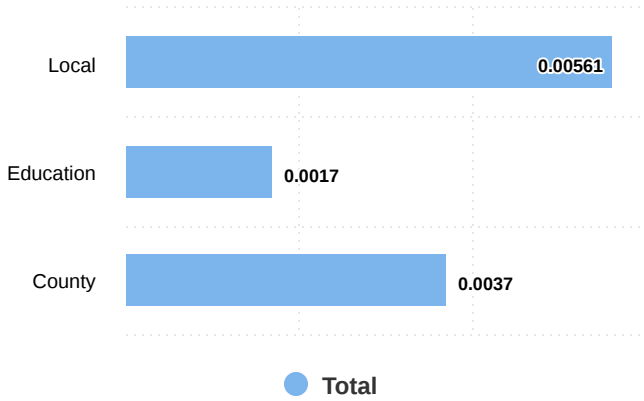
Powered By Townfolio

Municipal Tax Rates (Mississippi Mills)



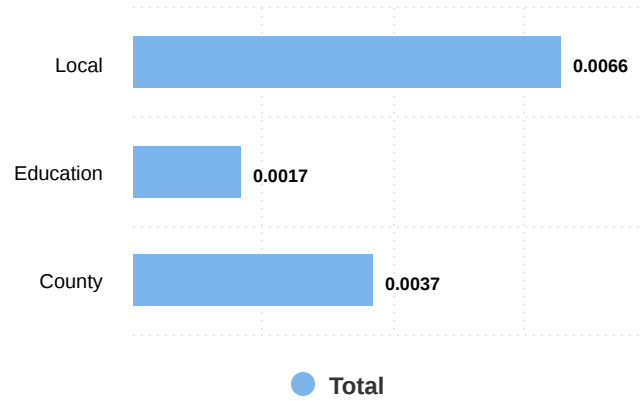
Powered By Townfolio

Municipal Tax Rates (Lanark Highlands)



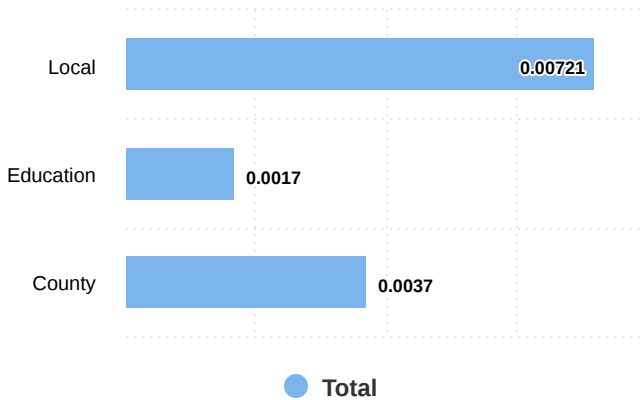
Powered By Townfolio

Municipal Tax Rates (Carleton Place)



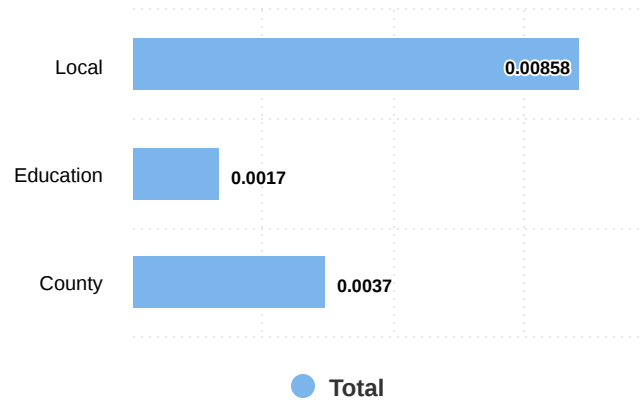
Powered By Townfolio

Municipal Tax Rates (Montague)



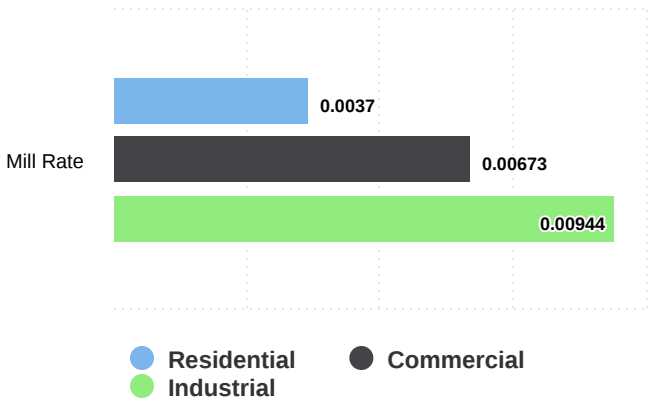
Powered By Townfolio

Municipal Tax Rates (Perth)



Powered By Townfolio

Mill Rate



Powered By Townfolio