

Carleton Place Drinking Water System

Waterworks # 210000372

System Category – Large Municipal Residential

Annual Water Report

Prepared For: The Town of Carleton Place

Reporting Period of January 1st – December 31st 2023

Issued: 2024-02-27

Revision: 0

Operating Authority:



This report has been prepared to satisfy the annual reporting requirements in O.Reg 170/03

Table of Contents

Report Availability	1
Compliance Report Card	1
System Process Description	2
Treatment Chemicals used during the reporting year:	2
Summary of Non-Compliance	3
Adverse Water Quality Incidents.....	3
Non-Compliance’s Reported by the Operating Authority	3
Non-Compliance Identified in a Ministry Inspection:.....	3
Spill Incident	3
Flows	4
Raw Water Flows	4
Total Monthly Flows (m ³ /d)	4
Monthly Rated Flows (L/min).....	4
Treated Water Flows	5
Monthly Rated Flows	5
Annual Total Flow Comparison	5
Regulatory Sample Results Summary	6
Microbiological Testing.....	6
Operational Testing	6
Inorganic Parameters	7
Schedule 15 Sampling:	8
Organic Parameters.....	8
Additional Legislated Samples.....	9
Filter Backwash Effluent.....	9
Hazardous Algae Bloom (HAB) Sampling	9
Major Maintenance Summary	9
Distribution Maintenance.....	10
Appendix A - WTRS Data and Submission Confirmation	12

Report Availability

The Carleton Place Drinking Water system (DWS) serves more than 12,000 residents and the annual report will be available to residents at the Town of Carleton Place Municipal Office and on the website (www.carletonplace.ca). Notification will be provided on the website and at the Municipal Office and copies provided free of charge if requested.

The Town of Carleton Place Municipal Office is located at 175 Bridge Street, Carleton Place, Ontario.

There are no additional drinking water systems that receive water from this facility.

Compliance Report Card

Compliance Event	# of Events	Details
Ministry of Environment Inspections	1	Last Inspection was December 21st 2023
Municipal Drinking Water Licence Drinking Water Works Permit	N/A	Expiry Date 2026-02-25
Ministry of Labour Inspections	0	No Inspections during the reporting period
QEMS External Audit	1	One (1) External Surveillance Audit
AWQI's	0	No AWQI's during the reporting period
Non-Compliance	0	See Non-Compliance section
Spill Incidents	0	See Spill section

System Process Description

Raw water is directed from the Mississippi River through a series of screens and into the raw water well. The wet well is equipped with low lift pumps which move the raw water to the two (2) Actiflo™ treatment process trains. The common raw water header is equipped with a flow meter. An in-line static mixer and coagulant injection point are located just upstream of the flow meter. The system is designed to provide pre-chlorination and zebra mussel control.

Each Actiflo™ treatment train consists of a coagulation tank, an injection tank, a maturation tank and lamella settling tubes. Each treatment train is complete with Microsand recirculation pumps, piping and Hydrocyclones, which are used to separate the Microsand from residual solids. A polymer coagulant aid is added to the process at the Hydrocyclones.

The effluent from the two (2) Actiflo™ settling tanks is discharged to a concrete splitter box which divides the flow to three (3) cylindrical double compartment dual media (sand/antracite) gravity filters. The filters are each equipped with underdrains, self-contained backwash storage compartments, air scour systems and automated control valves for backwash operations. Filtered water is chlorinated and fluoridated prior to being directed to two (2) underground storage reservoirs, which include isolation gates and piping for flow control. The Carleton Place DWS has provision to add lime to the filtered water. Four (4) high lift pumps discharge treated water into the distribution system.

Backwash wastewater and Actiflo™ residuals are discharged to a two-compartment settling tank equipped with two sludge pumps and two supernatant pumps. One compartment is configured to receive the Actiflo™ residuals and one compartment is configured to receive the filter backwash residue. The Actiflo™ compartment is configured to send all residues to the on-site pumping station. The pumping station pumps the residue to the sewer collection system.

The filter backwash compartment is configured to pump the supernatant to the Mississippi River while settled sludge is discharged to the sanitary sewer.

The distribution system for the Town of Carleton Place includes a 3,180 m³ elevated water storage tower located on Nelson Street, east of Park Street. The water tower has provision for chlorine boosting with sodium hypochlorite.

Treatment Chemicals used during the reporting year:

Chemical Name	Use	Supplier
PAS8	Primary Coagulation	Kemira
Polymer	Coagulation Aid	Northland Chemical
Hydrofluorosilic Acid	Fluoridation	Brenntag
Chlorine Gas	Primary Disinfection	Brenntag
Sodium Hypochlorite	Distribution Disinfection Boosting	Brenntag

Summary of Non-Compliance

Adverse Water Quality Incidents

There were no adverse water quality incidents.

Non-Compliance’s Reported by the Operating Authority

Legislation	requirement(s) system failed to meet	duration of the failure (i.e. date(s))	Corrective Action	Status
There were no non-compliances during the reporting period				

Non-Compliance Identified in a Ministry Inspection:

Legislation	requirement(s) system failed to meet	duration of the failure (i.e. date(s))	Corrective Action	Status
No non-compliances during the Ministry Inspection				

Spill Incident

Date	Location	Details	Corrective Action
There were no spills during the reporting period			

Flows

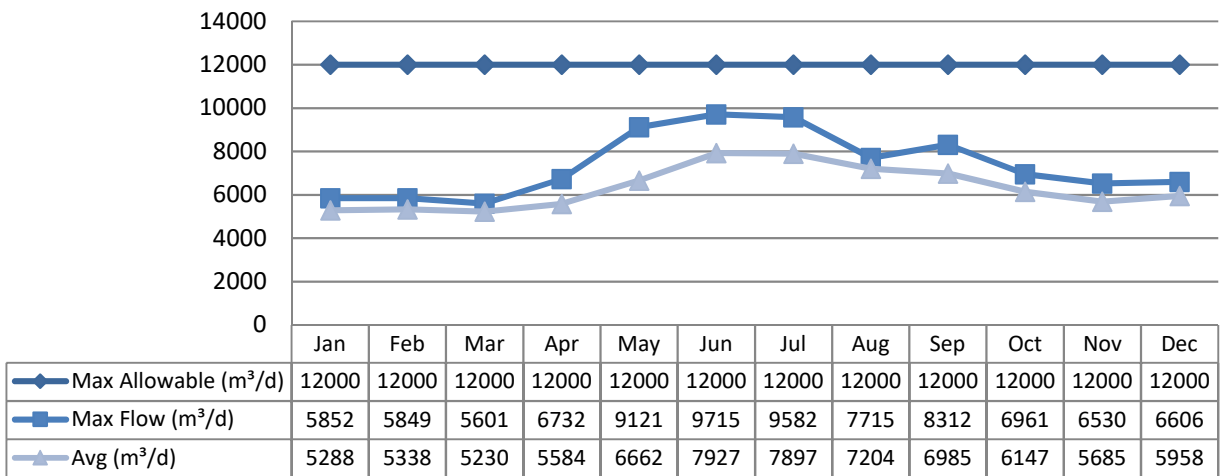
The Carleton Place Drinking Water System exceeded half the rated capacity on average the months of May, June, July, August, September and October. Max daily flows exceeded half the capacity in May, June, July and August.

Raw Water Flows

The Raw Water flows are regulated under the Permit to Take Water. 2023 Raw Flow Data was submitted to the Ministry electronically under permit #1310-9UHPPW. The confirmation is attached in Appendix A.

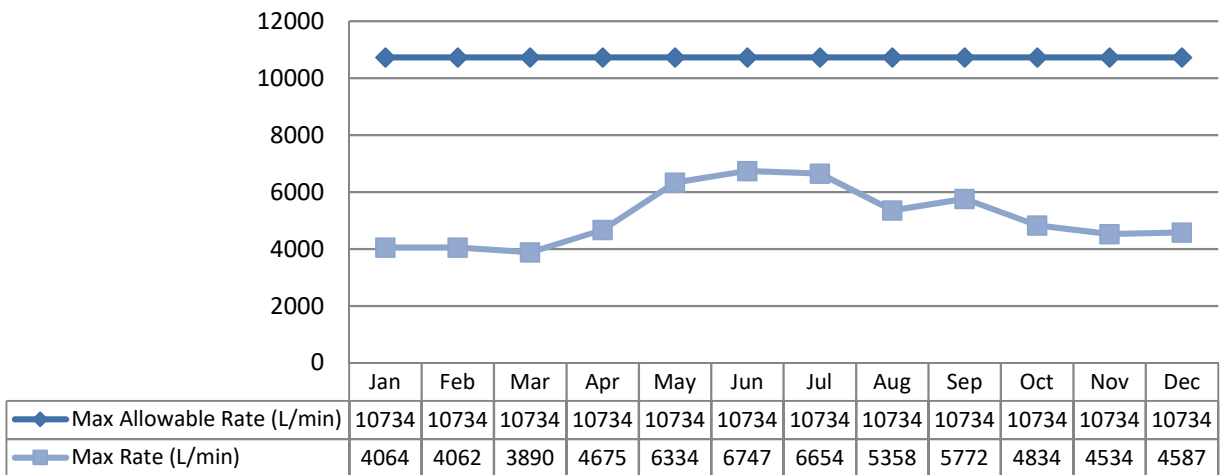
Total Monthly Flows (m³/d)

Max Allowable PTTW



Monthly Rated Flows (L/min)

Max allowable rate - PTTW

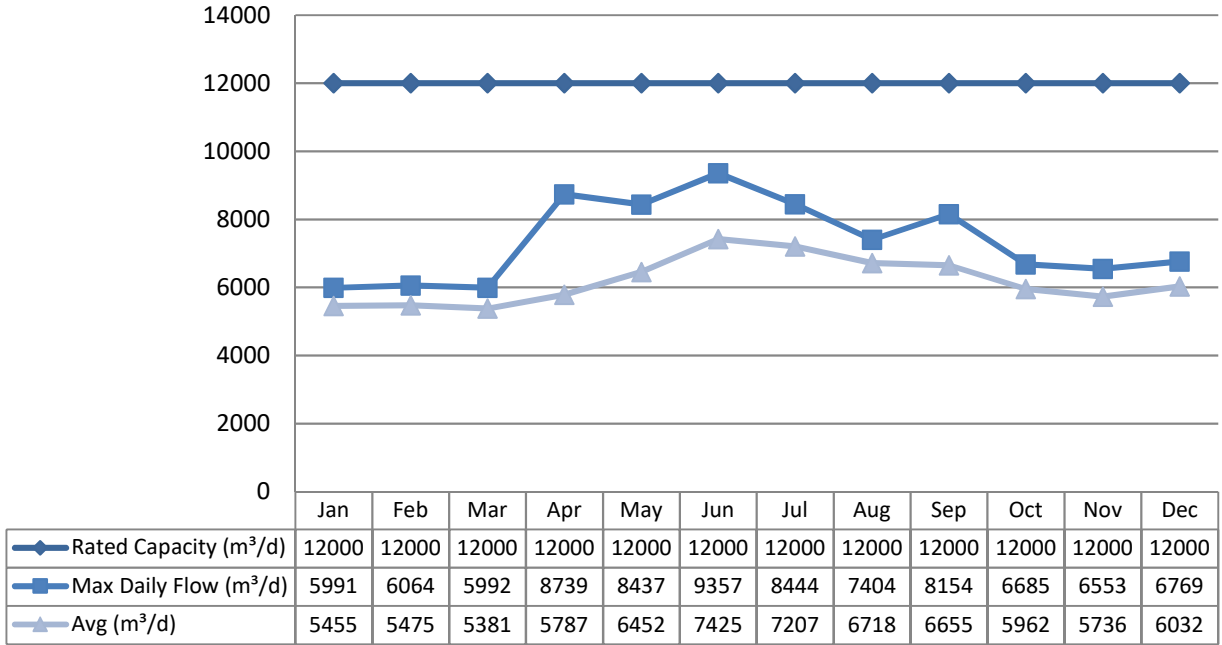


Treated Water Flows

The Treated Water flows are regulated under the Municipal Licence.

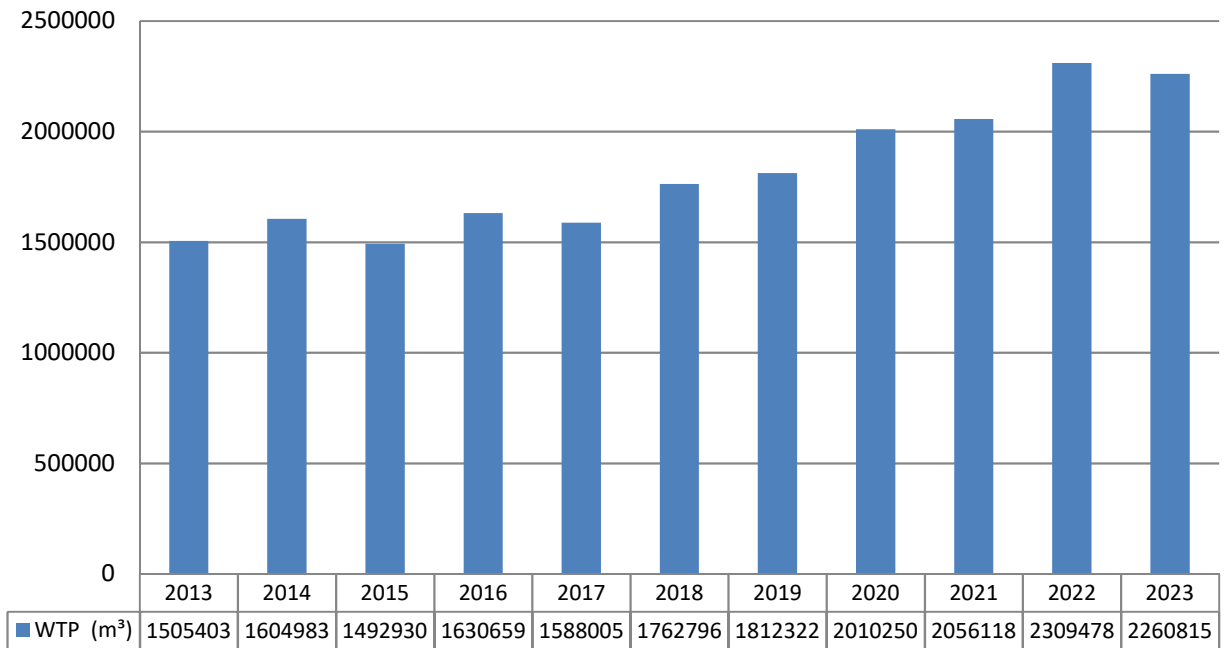
Monthly Rated Flows

Rated Capacity - MDWL



Annual Total Flow Comparison

Total Annual m³



Regulatory Sample Results Summary

Microbiological Testing

	No. of Samples Collected	Range of E.Coli Results		Range of Total Coliform Results		Number of HPC Samples	Range of HPC Results	
		Min	Max	Min	Max		Min	Max
Raw Water	52	0	18	8	1700			
Treated Water	52	0	0	0	0	52	0	2
Distribution Water	363	0	0	0	0	259	0	2

Operational Testing

	No. of Samples Collected	Range of Results	
		Minimum	Maximum
Turbidity, In-House (NTU) - RW	129	0.094	20.0*
Turbidity, On-Line (NTU) - TW	8760	0.00	2.0
Turbidity, On-Line (NTU) - Filt1A	8760	0.04	0.41
Turbidity, On-Line (NTU) - Filt1B	8760	0.06	0.28
Turbidity, On-Line (NTU) - Filt2A	8760	0.06	0.29
Turbidity, On-Line (NTU) - Filt2B	8760	0.08	0.36
Turbidity, On-Line (NTU) - Filt3A	8760	0.06	0.5
Turbidity, On-Line (NTU) - Filt3B	8760	0.06	0.59
Free Chlorine Residual, On-Line (mg/L) - TW	8760	1.39	1.85
Free Chlorine Residual, In-House (mg/L) - TW	123	1.44	2.1
Free Chlorine Residual, TW Field (mg/L) Lab Upload - TW	52	1.55	1.75
Total Chlorine Residual, In-House (mg/L) - TW	10	1.8	1.96
Free Chlorine Residual, On-Line (mg/L) - DW	8760	0.82	1.55
Free Chlorine Residual, DW Field (mg/L) Lab Upload - DW	34	0.87	1.51
Fluoride Residual, On-Line (mg/L) - TW	8760	0.3	1.5
Fluoride Residual, In-House (mg/L) - TW	114	0.21	0.81

NOTE: Spikes recorded by on-line instrumentation were a result of air bubbles and various maintenance/calibration activities. All spikes are reviewed for compliance with O.Reg 170/03.

Inorganic Parameters

These parameters are tested as a requirement under O.Reg 170/03. Sodium and Fluoride are required to be tested every 5 years. Nitrate and Nitrite are tested quarterly, and the metals are tested annually as required under O.Reg 170/03. In the event any of the parameters exceed half of the maximum allowable concentration the parameter is required to be sampled quarterly.

- MAC = Maximum Allowable Concentration as per O.Reg 169/03
- BDL = Below the laboratory detection level

	Sample Date (yyyy/mm/dd)	Sample Result	MAC	No. of Exceedances	
				MAC	1/2 MAC
Treated Water					
Antimony: Sb (ug/L) - TW	2023/01/04	< 0.1	6.0	No	No
Arsenic: As (ug/L) - TW	2023/01/04	0.2	10.0	No	No
Barium: Ba (ug/L) - TW	2023/01/04	43.0	1000.0	No	No
Boron: B (ug/L) - TW	2023/01/04	5.0	5000.0	No	No
Cadmium: Cd (ug/L) - TW	2023/01/04	< 0.01	5.0	No	No
Chromium: Cr (ug/L) - TW	2023/01/04	< 2.0	50.0	No	No
Mercury: Hg (ug/L) - TW	2023/01/04	< 0.02	1.0	No	No
Selenium: Se (ug/L) - TW	2023/01/04	< 1.0	50.0	No	No
Uranium: U (ug/L) - TW	2023/01/04	0.14	20.0	No	No
Additional Inorganics					
Fluoride (mg/L) - TW	2023	Min 0.0- Max 1.5	1.5	No	No
Nitrite (mg/L) - TW	2022/01/18	< 0.1	1.0	No	No
Nitrite (mg/L) - TW	2022/02/09	< 0.1	1.0	No	No
Nitrite (mg/L) - TW	2022/04/18	< 0.1	1.0	No	No
Nitrite (mg/L) - TW	2022/05/12	< 0.1	1.0	No	No
Nitrite (mg/L) - TW	2022/08/11	< 0.1	1.0	No	No
Nitrite (mg/L) - TW	2022/11/09	< 0.1	1.0	No	No
Nitrate (mg/L) - TW	2022/01/18	0.1	10.0	No	No
Nitrate (mg/L) - TW	2022/02/09	< 0.1	1.0	No	No
Nitrate (mg/L) - TW	2022/04/18	< 0.1	10.0	No	No
Nitrate (mg/L) - TW	2022/05/12	< 0.1	10.0	No	No
Nitrate (mg/L) - TW	2022/08/11	< 0.1	10.0	No	No
Nitrate (mg/L) - TW	2022/11/09	< 0.1	1.0	No	No
Sodium: Na (mg/L) - TW	2020/02/25	5.3	20*	No	No

*There is no "MAC" for Sodium. The aesthetic objective for sodium in drinking water is 200 mg/L. The local Medical Officer of Health should be notified when the sodium concentration exceeds 20 mg/L so that this information may be communicated to local physicians for their use with patients on sodium restricted diets.

Schedule 15 Sampling:

The Schedule 15 Sampling is required under O. Reg 170/03. This system is under reduced sampling and no plumbing samples were collected. Lead samples were collected in February and July 2023.

Distribution System	Number of Sampling Points	Number of Samples	Range of Results (mg/L)		MAC (ug/L)	Number of Exceedances
			Minimum	Maximum		
Alkalinity (mg/L)	8	8	61	63		
pH	8	8	6.69	7.02		
Lead (ug/l)	8	8	0.0002	0.0100	10	0

Organic Parameters

These parameters are tested annually as a requirement under O.Reg 170/03. In the event any of the parameters exceed half of the maximum allowable concentration the parameter is required to be sampled quarterly.

	Sample Date (yyyy/mm/dd)	Sample Result	MAC	Number of Exceedances	
				MAC	1/2 MAC
Treated Water					
Alachlor (ug/L) - TW	2023/01/04	<MDL 0.3	5.00	No	No
Azinphos-methyl (ug/L) - TW	2023/01/04	<MDL 1.0	20.00	No	No
Benzene (ug/L) - TW	2023/01/04	<MDL 0.5	1.00	No	No
Benzo(a)pyrene (ug/L) - TW	2023/01/04	<MDL 0.006	0.01	No	No
Bromoxynil (ug/L) - TW	2023/01/04	<MDL 0.5	5.00	No	No
Carbaryl (ug/L) - TW	2023/01/04	<MDL 3.0	90.00	No	No
Carbofuran (ug/L) - TW	2023/01/04	<MDL 1.0	90.00	No	No
Carbon Tetrachloride (ug/L) - TW	2023/01/04	<MDL 0.2	2.00	No	No
Chlorpyrifos (ug/L) - TW	2023/01/04	<MDL 0.5	90.00	No	No
Diazinon (ug/L) - TW	2023/01/04	<MDL 1.0	20.00	No	No
Dicamba (ug/L) - TW	2023/01/04	<MDL 1.0	120.00	No	No
1,2-Dichlorobenzene (ug/L) - TW	2023/01/04	<MDL 0.5	200.00	No	No
1,4-Dichlorobenzene (ug/L) - TW	2023/01/04	<MDL 0.5	5.00	No	No
1,2-Dichloroethane (ug/L) - TW	2023/01/04	<MDL 0.5	5.00	No	No
1,1-Dichloroethane (ug/L) - TW	2023/01/04	<MDL 0.5	14.00	No	No
Dichloromethane (Methylene Chloride) (ug/L) - TW	2023/01/04	<MDL 5.0	50.00	No	No
2,4-Dichlorophenol (ug/L) - TW	2023/01/04	<MDL 0.2	900.00	No	No
2,4-Dichlorophenoxy acetic acid (2,4-D) (ug/L) - TW	2023/01/04	<MDL 1.0	100.00	No	No
Diclofop-methyl (ug/L) - TW	2023/01/04	<MDL 0.9	9.00	No	No
Dimethoate (ug/L) - TW	2023/01/04	<MDL 1.0	20.00	No	No
Diquat (ug/L) - TW	2023/01/04	<MDL 5.0	70.00	No	No
Diuron (ug/L) - TW	2023/01/04	<MDL 5.0	150.00	No	No
Glyphosate (ug/L) - TW	2023/01/04	<MDL 25.0	280.00	No	No
Malathion (ug/L) - TW	2023/01/04	<MDL 5.0	190.00	No	No
2-Methyl-4chlorophenoxyacetic Acid (MCPA)	2023/01/04	<MDL 10.0	100	No	No

	Sample Date (yyyy/mm/dd)	Sample Result	MAC	Number of Exceedances	
				MAC	1/2 MAC
Metolachlor (ug/L) - TW	2023/01/04	<MDL 3.0	50.00	No	No
Metribuzin (ug/L) - TW	2023/01/04	<MDL 3.0	80.00	No	No
Paraquat (ug/L) - TW	2023/01/04	<MDL 1.0	10.00	No	No
PCB (ug/L) - TW	2023/01/04	<MDL 0.05	3.00	No	No
Pentachlorophenol (ug/L) - TW	2023/01/04	<MDL 0.2	60.00	No	No
Phorate (ug/L) - TW	2023/01/04	<MDL 0.3	2.00	No	No
Picloram (ug/L) - TW	2023/01/04	<MDL 5.0	190.00	No	No
Prometryne (ug/L) - TW	2023/01/04	<MDL 0.1	1.00	No	No
Simazine (ug/L) - TW	2023/01/04	<MDL 0.5	10.00	No	No
Terbufos (ug/L) - TW	2023/01/04	<MDL 0.5	1.00	No	No
Tetrachloroethylene (ug/L) - TW	2023/01/04	<MDL 0.5	10.00	No	No
2,3,4,6-Tetrachlorophenol (ug/L) - TW	2023/01/04	<MDL 0.2	100.00	No	No
Triallate (ug/L) - TW	2023/01/04	<MDL 10.0	230.00	No	No
Trichloroethylene (ug/L) - TW	2023/01/04	<MDL 0.5	5.00	No	No
2,4,6-Trichlorophenol (ug/L) - TW	2023/01/04	<MDL 0.2	5.00	No	No
Trifluralin (ug/L) - TW	2023/01/04	<MDL 0.5	45.00	No	No
Vinyl Chloride (ug/L) - TW	2023/01/04	<MDL 0.2	1.00	No	No
Distribution Water					
Trihalomethane: Total (ug/L) Annual Running Average - DW	RAA	58.0	100.00	No	Yes
Haloacetic Acid: Total (ug/L) Annual Running Average - DW	RAA	43.6	80.0	No	Yes

MAC = Maximum Allowable Concentration as per O.Reg 169/03
 BDL = Below the laboratory detection level

Additional Legislated Samples

Filter Backwash Effluent

The filter backwash sampling is required only when discharging to the Mississippi River. The facility is set up to no longer discharge to the Mississippi River; instead, all residual solids are directed to the sanitary sewers.

Hazardous Algae Bloom (HAB) Sampling

No microcystin samples were required to be collected in 2023.

Major Maintenance Summary

WO #	Description
3482797	Capital CP Annual Tower Safety Inspection
3524532	Capital Fluke Signal Tester 772
3524676	Capital Lab Equipment Upgrades/Replacement

WO #	Description
3524762	Capital Water Tower Instrumentation Upgrade
3560140	Capital New Level Controller and Transducer for Alum Tank
3574221	Capital Replacement pH Probe (Prominent)
3574522	Capital New Respirators
3575088	Capital Solenoid Valves 3A and Critical Spare
3575797	Capital Sand Recirculation Pump Pipe Parts
3622416	Capital Polymer Pump Repairs and Diaphragm Replacement
3202228	Capital Chlorine Tonner Room Heater Repairs
3206303	Capital Fittings and Tubing for Plant Turbidimeters
3244013	Capital Annual Chlorine System Maintenance/Repairs (Evoqua)
3244017	Capital Electrical Replacements (lighting and receptacle)
3244019	Capital Backflow Prevention Valve Repairs
3247229	Capital Actiflo Stainless Steel Tubing and Unistrut
3291840	Capital Distribution Chlorine Reference Electrode (Swan Chlorine Analyzer)
3385808	Capital Multiranger Milltronics 200 Rebuild
3387406	Capital Victaulic couplings for Actiflo
3662063	Capital SAI Global Annual External Audit
3666364	Capital Tonner Repair Kit Replacement Gaskets
3705519	Capital Fluoride Replacement Probe and Electrode
3523651	Capital Multiranger Milltronics MR Plus Rebuild
3524724	Capital Water Tower UPS Replacement
3526126	Capital UPS for Printer/Network
3563168	Capital Workstation Printer

Distribution Maintenance



Distribution Highlights were provided by the Town of Carleton Place and are as follows.

- Over 1360 locate requests were completed during 2023
- Staff have provided support and guidance with the contractors working on the hospital expansion and the watermain installation and connection for the new sprinkler system.
- Staff provided oversight with the installation of a new hydrant at the expanded Laurysen Kitchen facility on Industrial Avenue.
- Staff worked with Cavanagh Construction on the watermain commissioning for Phase Two of the Mississippi Shores development.
- Three (3) watermain breaks were repaired by our staff during 2023. The breaks occurred on the following streets:

- Charles Street
- Franktown Road
- Blair Street
- Staff repaired the summer service to the Community Garden on Townline Road
- Staff undertook an extensive hydrant flushing program this year.
- With the additional watermain crossing at the Gillies Bridge, staff began the process of fire flow testing hydrants this year to determine if any of the ratings have changed.
- Staff developed an RFP for the purchase of a new bulk water station. The new station has arrived, and staff are currently waiting for Hydro One to install the new hydro service which is anticipated to be complete by spring 2024.

Appendix A

Appendix A - WTRS Data and Submission Confirmation



Ministry of the Environment,
Conservation and Parks

| [WT DATA](#) | [USER PROFILE](#) | [CONTACT US](#) | [HELP](#) | [HOME](#) | [LOGOUT](#) |

Location: [WTRS](#) / [WT DATA](#) / [Input WT Record](#) WTRS-WT-008

Water Taking Data submitted successfully.

Confirmation:


Thank you for submitting your water taking data online.

Permit Number: 1310-9UHPPW
Permit Holder: THE CORPORATION OF THE TOWN OF CARLETON PLACE.
Received on: Jan 15, 2024 9:55 PM

This confirmation indicates that your data has been received by the Ministry, but should not be construed as acceptance of this data if it differs from that specified on the Permit Number, assigned to the Permit Holder stated above.

[Print Confirmation](#) [Return to Main Page](#)

TOWN2 CARLETON PLACE2 | 2024/01/15
version: v4.5.0.21 (build#: 22)
Last modified: 2018/09/18

 This site maintained by
the Government of Ontario ©2024 [Queen's Printer for Ontario](#)

CARLETON PLACE DRINKING WATER SYSTEM / Raw Water

Yearly Summary (Flow) 2023

Station: Annual Values and Summary												Units:	cubic meter per day
Day	Jan	Feb	Mar	Apr	May	Jun	Jul	Aug	Sep	Oct	Nov	Dec	
1	4974.20	5233.10	4923.64	5715.12	5083.42	9398.43	7149.41	7288.96	7382.24	6960.60	5622.74	5505.98	
2	5299.31	5194.35	4989.61	5582.49	5365.34	9715.44	7266.09	7563.35	6947.58	6918.97	5645.98	5881.00	
3	5141.13	5500.60	5417.12	5099.09	5763.63	9044.48	8132.53	7563.35	7998.59	6835.64	5643.89	5815.57	
4	5117.30	5524.14	5292.03	5242.54	5538.89	8885.68	8513.44	6661.65	8312.15	6692.81	5700.53	5853.35	
5	5125.14	5667.85	5515.24	5182.25	5247.22	9075.76	8732.81	7298.79	8139.50	6343.84	6438.18	5705.85	
6	5366.57	5278.57	5145.48	5196.65	5830.60	8181.94	9581.59	7413.89	8077.60	6218.11	5724.27	6075.27	
7	5803.44	5849.13	5110.81	5581.72	6062.19	7264.68	9054.64	6671.06	7455.11	6342.75	5532.60	5220.15	
8	5813.88	5170.64	5495.78	6497.37	6029.94	7641.57	8770.34	6570.24	7023.71	5954.23	5633.32	6255.01	
9	4920.67	5045.38	5283.22	6731.69	6702.39	7743.04	8949.06	7310.92	7585.36	6068.05	5570.27	6194.08	
10	5851.59	5246.41	5019.22	5541.17	6025.56	8504.97	8909.00	6684.44	7329.59	5830.55	5596.03	6192.46	
11	5092.68	5472.66	5601.39	5691.20	6755.44	8180.47	9078.56	7204.07	7780.88	6392.05	5839.65	5718.64	
12	5110.74	5569.31	4995.60	5157.56	6116.34	6378.86	8002.40	7131.33	6493.14	5718.01	5885.19	6416.91	
13	5396.96	4926.69	5426.28	5736.09	6741.05	6840.82	6980.80	7443.00	6510.61	6311.08	5758.08	5814.89	
14	5391.07	5591.64	4857.87	5410.07	6569.74	7265.11	7557.31	7715.03	6698.97	6284.07	5397.32	6466.28	
15	5663.42	4864.22	5054.10	5853.83	6598.59	7195.03	7772.17	7684.15	6537.16	6272.56	5681.40	6293.62	
16	5145.89	5050.22	5404.46	6139.32	6004.14	7435.19	7274.57	7372.00	6767.25	5846.02	5285.36	6362.54	
17	5088.45	5481.88	4840.72	5268.78	7182.88	7225.53	8158.50	7370.24	7759.67	6931.32	5739.11	6605.57	
18	5484.62	5618.28	5205.54	5066.91	7103.30	7549.67	7924.59	6598.40	6193.02	5788.01	5944.43	6321.24	
19	5021.98	5331.27	5256.37	5565.13	6341.92	7956.77	7798.77	6815.63	6616.02	6265.59	5668.73	6220.60	
20	4930.21	5503.84	5394.20	5738.85	5976.39	8744.36	7861.54	7513.99	6382.49	5746.16	5526.57	5753.25	
21	5485.13	5122.43	5035.89	5214.48	6373.15	8714.35	6758.53	7344.53	6147.45	5839.45	5333.98	5747.62	
22	5458.75	5427.43	5005.77	5511.28	7148.76	9230.76	7309.32	7626.61	6600.51	6223.40	5684.99	6222.44	
23	4964.38	5284.56	5540.41	5808.65	7027.40	8666.74	8259.39	7498.82	6613.85	6093.38	5901.95	5995.10	
24	5052.99	4935.83	5334.03	5321.51	5988.59	7169.48	7891.26	7312.76	6913.87	5943.74	5685.18	5669.72	
25	5486.81	5770.96	5245.10	5882.31	7134.59	7846.69	7528.78	6988.60	6526.56	5864.87	5968.87	5788.23	
26	4995.03	5323.47	5553.30	5735.73	7258.82	7425.96	7813.74	6774.44	6289.19	6055.83	5646.94	5478.77	
27	5082.10	5086.27	5028.99	5410.70	7405.32	7186.27	7000.63	7391.04	6770.21	5404.00	4751.40	6043.49	
28	5429.51	5387.77	5496.26	5318.51	8894.21	6659.95	7721.10	7243.37	6956.32	5933.87	6529.61	5586.44	
29	5589.94		5386.28	5567.58	8290.45	7569.44		7523.97	6380.47	5941.65	5676.53	5859.25	
30	5040.00		4830.22	5749.37	8836.79	7119.05	6106.72	6724.23	6362.91	5878.38	5542.18	6065.30	
31	5609.27		5457.71		9121.20		7057.08	7023.88		5643.03		5553.89	
Min	4920.67	4864.22	4830.22	5066.91	5083.42	6378.86	6106.72	6570.24	6147.45	5404.00	4751.40	5220.15	
Mean	5288.17	5337.82	5230.41	5583.93	6661.88	7927.22	7897.16	7204.09	6985.07	6146.52	5685.18	5957.50	
Max	5851.59	5849.13	5601.39	6731.69	9121.20	9715.44	9581.59	7715.03	8312.15	6960.60	6529.61	6605.57	

Legend: '---' Missing Data
'+' No Day